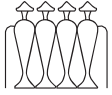
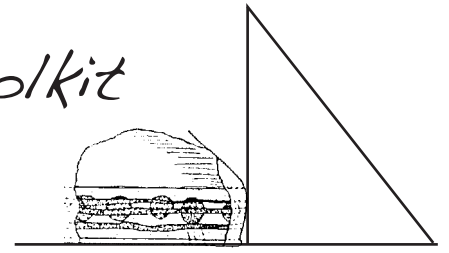


# An Archaeologist's Toolkit for Ceramics Analysis



## Analysis

10x hand lens (an approx. 3x lens is also useful)

Pliers or tile cutters (to get a clean break)

A terra-cotta flower-pot (for breaking)

Glue for sticking together potsherds (preferably Duco cement, not "super glue," epoxy, elmer's)



## Illustration

At least two triangles with clear thin plastic centimeter rulers trimmed flush to edges

Two blocks of wood (or equivalent) for propping triangles and establishing rim orientation

A small ruler (metric)

Calipers and/or dividers

Graph paper (metric)

Tracing paper (vellum) or acetate film or equivalent

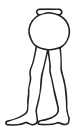
Cigarette Paper (for tracing & rubbings)

Pencils of choice & erasers

Disposable ink drafting pens (or equivalent pens of choice)

Erasing shield

Metal or plastic Carpenter's gauge



These items can be found in the student store, a good hardware store (OSH at Fairview Center), and/or graphic arts/drafting store or online.